

Collection

2024



louis poulsen

PENDANTS



ABOVE



AJ ROYAL



CIRQUE



COLLAGE



DOO-WOP



PH 3 1/2-3 PENDANT



PH 4/3 PENDANT



PH 4 1/2-4 GLASS
PENDANT



PH 5-4 1/2 - PH 6 1/2-6



PH 5



ENIGMA 425



ENIGMA 545



ENIGMA 825



KEGLEN



LC SHUTTERS



PH 5 MINI



PH ARTICHOKE



PH ARTICHOKE GLASS



PH SEPTIMA



PH SNOWBALL



LP GRAND 320



MOSER



OE QUASI LIGHT



NEW

PATERA



PATERA OVAL



PH LOUVRE



TOLBOD 120/170/250
PENDANT



TOLBOD 400/550
PENDANT



TOLBOD 155/220
GLASS PENDANT



VL RING
CROWN PENDANT



PH 2/1 PENDANT



PH 2/1 STEM FITTING



PH 3/2 ACADEMY



PH 3/2 PENDANT



PH 3 1/2-3 GLASS
PENDANT



VL RING CROWN 3



VL RING CROWN 5



VL RING CROWN 7



VL 45 RADIOHUS
PENDANT



WOHLERT



ABOVE

Design: Mads Odgård
Finish: Black or White

Ø 175mm
Ø 250mm
Ø 400mm
Ø 550mm



AJ ROYAL

Design: Arne Jacobsen
Finish: Black or White.
Fitted with built-in LED

Ø 250mm
Ø 370mm
Ø 500mm



CIRQUE

Design: Clara von Zweigbergk
Finish: Yellow, Red, Copper or Grey

Ø 150mm
Ø 220mm
Ø 380mm



COLLAGE

Design: Louise Campbell
Finish: White

Ø 450mm
Ø 600mm



DOO-WOP

Design: Louis Poulsen A/S in cooperation
with the Navy Buildings Department
Finish: Dark grey, White, Stainless Steel, Brass or Copper


Ø 283mm



ENIGMA 425

Design: Shoichi Uchiyama
Finish: Brushed Aluminium or Black

Ø 422mm



ENIGMA 545

Design: Shoichi Uchiyama
Finish: Brushed Aluminium or Black

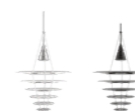
Ø 545mm



ENIGMA 825

Design: Shoichi Uchiyama
Finish: Brushed Aluminium or Black.
Fitted with built-in LED

Ø 825mm



KEGLEN

Design: BIG Ideas
Finish: Black or White.
Fitted with built-in LED

Ø 175mm
Ø 250mm
Ø 400mm
Ø 650mm



LC SHUTTERS

Design: Louise Campbell
Finish: White

Ø 440mm



LP GRAND 320

Design: Christian Flindt
Finish: Matt Black, Matt Champagne or Glossy White.
Fitted with built-in LED

Ø 320mm



MOSER

Design: Anu Moser
Finish: White

Ø 185mm
Ø 205mm
Ø 250mm



OE QUASILIGHT

Design: Olafur Eliasson
Finish: Lacquered pickled aluminium. Matt white reflector.
Fitted with built-in LED

Ø 900mm

NEW



PATERA

Design: Øivind Slaatto
Finish: White

Ø 300mm
Ø 450mm
Ø 600mm
Ø 900mm



PATERA OVAL

Design: Øivind Slaatto
Finish: White

Ø 500mm



PH 2/1 PENDANT

Design: Poul Henningsen
Finish: Brass metallised, Black metallised or Chrome plated. With opal glass

Ø200mm: Chrome plated
Ø200mm: Black or brass metallised



PH 2/1 STEM FITTING

Design: Poul Henningsen
Finish: Chrome plated with opal glass

Ø596mm



PH 3/2 ACADEMY

Design: Poul Henningsen
Finish: Chrome plated with opal glass

Ø680mm



PH 3/2 PENDANT

Design: Poul Henningsen
Finish: Brass metallised, Black metallised or Chrome plated. With opal glass

Ø285mm: Chrome plated
Ø285mm: Black or brass metallised



PH 3/3 PENDANT

Design: Poul Henningsen
Finish: Brass metallised, Black metallised or Chrome plated. With opal or pale rose glass.

Ø330mm: Metal black
Ø330mm: Metal black with opal glass
Ø 330mm: White opal glass
Ø330mm: Brass with pale rose glass



PH 3½-3 GLASS PENDANT

Design: Poul Henningsen
Finish: Brass metallised, Black metallised or Chrome plated. With opal glass

Ø 330mm: Chrome plated
Ø330mm: Black or brass metallised
Ø 330mm: Brass with pale rose glass





PH 3 1/2-3 PENDANT

Design: Poul Henningsen
Finish: Green, Red, White or Yellow

Ø 330mm



PH 5 MINI

Design: Poul Henningsen
Finish: Hues of Rose, Hues of Grey, Hues of Orange, Hues of Red, Hues of Green, Hues of Blue, Modern White, Classic White, Copper & White, Brass & White, Monochrome Blue, Monochrome White, or Monochrome Black

Ø 300mm: Coloured
Ø 300mm: Metals



PH 4/3 PENDANT

Design: Poul Henningsen
Finish: White

Ø 400mm



PH ARTICHOKE

Design: Poul Henningsen
Finish: Copper, Brushed Stainless Steel, Brass, White, Black, or Pale Rose.

Ø 480mm
Ø 600mm
Ø 720mm
Ø 840mm



PH 4 1/2-4 GLASS PENDANT

Design: Poul Henningsen
Finish: Chrome plated with opal glass

Ø 450mm



PH ARTICHOKE GLASS

Design: Poul Henningsen
Finish: Sandblasted glass

Ø 480mm
Ø 600mm
Ø 720mm
Ø 840mm



PH 5-4 1/2 - PH 6 1/2-6

Design: Poul Henningsen
Finish: White

Ø 466mm
Ø 650mm



PH SEPTIMA

Design: Poul Henningsen
Finish: Clear glass with sandblasted fields. Brass canopy


Ø 500mm



PH 5

Design: Poul Henningsen
Finish: Hues of Rose, Hues of Grey, Hues of Orange, Hues of Red, Hues of Green, Hues of Blue, Modern White, Classic White, Copper & White, Brass & White, Monochrome Blue, Monochrome White, Monochrome Black, Monochrome Pale Rose, Monochrome Oyster Grey, Pastels Blue Rose Peach, Pastels Oyster Blue Rose

Ø 500mm: Coloured
Ø 500mm: Metals



PH SNOWBALL

Design: Poul Henningsen
Finish: White

Ø 400mm



PH LOUVRE

Design: Poul Henningsen
Finish: White.
Fitted with built-in LED

Ø 600mm



VL RING CROWN 3

Design: Vilhelm Lauritzen
Finish: Opal glass and brass. Brass canopy

Ø 550mm



TOLDBOD 120/170/250 PENDANT

Design: Louis Poulsen A/S
Finish: White, Light grey, Black, Dark rose or Blue-grey

Ø 120mm
Ø 170mm
Ø 250mm



VL RING CROWN 5

Design: Vilhelm Lauritzen
Finish: Opal glass and brass. Brass canopy

Ø 690mm



TOLDBOD 400/550 PENDANT

Design: Louis Poulsen A/S
Finish: White or Black

Ø 400mm
Ø 550mm



VL RING CROWN 7

Design: Vilhelm Lauritzen
Finish: Opal glass and brass. Brass canopy

Ø 893mm



TOLDBOD 155/220 GLASS PENDANT

Design: Louis Poulsen A/S
Finish: Opal glass

Ø 155mm
Ø 220mm



VL45 RADIOHUS PENDANT

Design: Vilhelm Lauritzen
Finish: Opal or pale rose glass and brass.

Ø 175mm
Ø 250mm
Ø 370mm



VL RING CROWN PENDANT

Design: Vilhelm Lauritzen
Finish: Opal glass and brass

Ø 190mm



WOHLERT

Design: Vilhelm Wohlert
Finish: Opal glass

Ø 300mm
Ø 350mm
Ø 400mm

FLOOR LAMPS



AJ FLOOR



KEGLEN FLOOR



MOONSETTER



NJP FLOOR



PANTHELLA FLOOR



PH 3 1/2-2 1/2 FLOOR



PH 4 1/2-3 1/2
GLASS FLOOR



PH 80



VL38 FLOOR



VL STUDIO
TABLE/FLOOR



YUH FLOOR



AJ FLOOR

Design: Arne Jacobsen
Finish: Stainless Steel, White, Black, Light Grey,
Dark Grey, Pale Petroleum, Dark Green, Yellow Ochre,
Rusty Red, Aubergine, Midnight Blue

H 1300mm



KEGLEN FLOOR

Design: BIG Ideas
Finish: Black or White.
Fitted with built-in LED

H 1380mm



MOONSETTER

Design: Anne Boysen
Finish: Chrome plated and white.
Fitted with built-in LED

H 600mm



NJP FLOOR

Design: nendo
Finish: White, Light Alu Grey or Black.
Fitted with built-in LED

H 1218mm



PANTHELLA FLOOR

Design: Verner Panton
Finish: White opal acrylic

H 1290mm



PH 3 1/2-2 1/2 FLOOR

Design: Poul Henningsen
 Finish: Brass metallised, black metallised or Chrome plated with opal glass

H 1300mm



YUH FLOOR

Design: GamFratesi
 Finish: White or Black, White or black with brushed brass and marble. Fitted with built-in LED

H 1400mm: Painted
 H 1400mm: Brass/Marble



PH 4 1/2-3 1/2 GLASS FLOOR

Design: Poul Henningsen
 Finish: Chrome plated with opal glass

H 1250mm



PH 80

Design: Poul Henningsen
 Finish: White opal acrylic shades. Chrome plated stand with black base, Black stand with black base, White stand with white base

H 1315mm



VL38 FLOOR

Design: Vilhelm Lauritzen
 Finish: White or Black, Brushed brass.
 Fitted with built-in LED

H 1200mm



VL STUDIO TABLE/FLOOR

Design: Vilhelm Lauritzen
 Finish: Matt black or brushed brass with white opal glass

Ø 150mm
 Ø 250mm
 Ø 320mm



WALL LAMPS



AJ WALL



AJ EKLIPTA



KEGLEN WALL



LP GRAND 320
WALL OR CEILING



NJP WALL



FLINDT WALL



PH 2/1 WALL



PH 3/2 WALL



PH HAT



VL RING CROWN
WALL LAMP



VL38 WALL



YUH WALL



VL STUDIO WALL

AJ WALL

Design: Arne Jacobsen
Finish: Stainless Steel, White, Black, Light Grey,
Dark Grey, Pale Petroleum, Dark Green, Yellow
Ochre, Rusty Red, Aubergine, or Midnight Blue

D 318mm: Colours
D 318mm: Steel



AJ EKLIPTA

Design: Arne Jacobsen
Finish: Opal glass

Ø 220mm, D 105mm: G9 socket
Ø 350mm, D 100mm: E27 socket
Ø 450mm, D 100mm: E27 socket



KEGLEN WALL

Design: BIG Ideas
Finish: White or Black.
Fitted with built-in LED

D 189mm



LP GRAND 320 WALL OR CEILING

Design: Christian Flindt
Finish: Matt black, Matt champagne or White glossy.
Fitted with built-in LED

Ø 320mm, D 110mm



NJP WALL

Design: nendo
Finish: White, Light Alu Grey or Black.
Fitted with built-in LED

Short Arm
Long Arm






FLINDT WALL

Design: Christian Flindt
Finish: Aluminium coloured, White or Corten coloured.
Fitted with built-in LED

Ø 200mm, D 60mm
Ø 300mm, D 80mm
Ø 400mm, D 100mm



VL38 WALL

Design: Vilhelm Lauritzen
Finish: White or Black, Brushed brass.
Fitted with built-in LED

D 250mm



PH 2/1 WALL

Design: Poul Henningsen
Finish: Chrome plated with opal glass

D296mm



VL STUDIO WALL

Design: Vilhelm Lauritzen
Finish: Matt black or brushed brass
with white opal glass

Ø 150mm, D 202mm: Black
Ø 150mm, D 202mm: Brushed Brass



PH 3/2 WALL

Design: Poul Henningsen
Finish: Chrome plated with opal glass

D367mm



YUH WALL

Design: GamFratesi
Finish: White or Black, With brushed brass.
Fitted with built-in LED

D 296mm: Painted
D 296mm: Brass



PH HAT

Design: Poul Henningsen
Finish: White

Ø 225mm, D 153mm



VL RING CROWN WALL LAMP

Design: Vilhelm Lauritzen
Finish: Opal glass and brass

Single, D 275mm
Double, D 305mm

TABLE LAMPS



AJ TABLE



AJ MINI



AJ OXFORD



KEGLEN TABLE



NJP TABLE



NJP MINI



PANTHELLA PORTABLE V2



PANTHELLA MINI



PANTHELLA TABLE 320



PANTHELLA TABLE 400



PH 2/1 TABLE



PH 3/2 TABLE



PH 3½-2½ GLASS TABLE



PH 3½-2½ TABLE



PH 4/3 TABLE



PH 4½-3½ GLASS TABLE



VL38 TABLE



VL STUDIO TABLE/FLOOR



YUH TABLE

AJ TABLE

Design: Arne Jacobsen
Finish: Stainless Steel, White, Black, Light Grey, Dark Grey, Pale Petroleum, Dark Green, Yellow Ochre, Rusty Red, Aubergine, Midnight Blue

H 560mm
H 560mm



AJ MINI

Design: Arne Jacobsen
Finish: Stainless Steel, White, Black, Light Grey, Dark Grey, Pale Petroleum, Dark Green, Yellow Ochre, Rusty Red, Aubergine, Midnight Blue

H 434mm: Colours
H 434mm: Steel



AJ OXFORD

Design: Arne Jacobsen
Finish: Black with opal glass

H 280mm without top shade
H 280mm with top shade
H 410mm without top shade
H 410mm with top shade
H 410mm with pin

NEW



KEGLEN TABLE

Design: BIG Ideas
Finish: White or Black.
Fitted with built-in LED

H 434mm with pin
H 440mm



NJP TABLE

Design: nendo
Finish: White, Light Alu Grey or Black.
Fitted with built-in LED

H 480mm with pin Ø 10mm
H 480mm with clamp
H 480mm with pin Ø 40mm
H 480mm with base plate





NJP MINI

Design: nendo
 Finish: White, Black, Light alu grey, Rose brown, Soft pink, Taupe or Petrol blue. Fitted with built-in LED

H 419mm



PH 2/1 TABLE

Design: Poul Henningsen
 Finish: Brass metallised, Black metallised or Chrome plated. With opal or pale rose glass.

H 335mm: Chrome plated
 H 335mm: Black or brass metallised
 H 335mm: Brass with pale rose glass
 H 335mm: Chrome plated portable
 H 335mm: Brass metallised portable



PANTHELLA PORTABLE V2

Design: Verner Panton
 Finish: White Opal acrylic, Coral, Pale Blue, Pale Rose or Grey Opal acrylic with chrome plated stand

H 238mm: White opal or coloured
 H 238mm: Grey Opal



PH 2/2 TABLE

Design: Poul Henningsen
 Finish: Brass. Pale rose or glossy opal glass.

H 410mm: Glossy opal
 H 410mm: Pale rose



PANTHELLA MINI

Design: Verner Panton
 Finish: White Opal acrylic, Chrome plated, Brass metallised, Orange, White, Black, Coral, Pale Blue, Pale Rose or Grey Opal acrylic with chrome plated stand. Fitted with built-in LED

H 335mm: White Opal or painted
 H 335mm: Chrome plated
 H 335mm: Brass metallised
 H 335mm: Grey Opal



PH 3/2 TABLE

Design: Poul Henningsen
 Finish: Brass metallised, Black metallised or Chrome plated. With opal or pale rose glass.

H 472mm: Chrome plated
 H 472mm: Black or brass metallised
 H 472mm: Brass with pale rose glass



PANTHELLA TABLE 320

Design: Verner Panton
 Finish: White Opal acrylic, Chrome plated, Brass metallised or Grey Opal acrylic with Chrome plated stand

H 438mm: Opal
 H 438mm: Chrome plated
 H 438mm: Brass metallised
 H 438mm: Grey Opal



PH 3 1/2-2 1/2 GLASS TABLE

Design: Poul Henningsen
 Finish: Brass metallised, Black metallised or Chrome plated. With opal glass

H 465mm: Chrome plated
 H 465mm: Black or brass metallised



PANTHELLA TABLE 400

Design: Verner Panton
 Finish: White opal acrylic

H 550mm



PH 3 1/2-2 1/2 TABLE

Design: Poul Henningsen
 Finish: Green, Red, White or Yellow with opal glass

H 450mm





PH 4/3 TABLE

Design: Poul Henningsen
Finish: White with chrome plated stand

H 540mm



PH 4 1/2-3 1/2 GLASS TABLE

Design: Poul Henningsen
Finish: Chrome plated with opal glass

H 550mm



VL38 TABLE

Design: Vilhelm Lauritzen
Finish: White or Black, With brushed brass.
Fitted with built-in LED

H 380mm



VL STUDIO TABLE/FLOOR

Design: Vilhelm Lauritzen
Finish: Matt Black or Brushed brass with white opal glass

Ø 150mm
Ø 250mm
Ø 320mm



YUH TABLE

Design: GamFratesi
Finish: White or Black, White or Black with brushed brass and marble. Fitted with built-in LED

H 610mm: Painted
H 610mm: Brass/Marble



OUTDOOR LAMPS



AJ GARDEN



BYSTED GARDEN



FLINDT BOLLARD



FLINDT GARDEN



PH 3-2 1/2 BOLLARD



TOLDBOD 155 BOLLARD



AJ 50 WALL



AJ EKLIPTA



FLINDT WALL



ALBERTSLUND WALL



NYHAVN WALL



SKOT



PH 3-2 1/2 WALL



PH WALL



TOLDBOD WALL

NEW



AJ GARDEN

Design: Arne Jacobsen
Finish: Matt black.
Fitted with built-in LED

H 504mm with adapter

H 954mm with adapter

H 504mm without adapter

H 954mm without adapter

TOLDBOD 155 BOLLARD

Design: Louis Poulsen A/S
Finish: Aluminium coloured or Black

H 900mm



BYSTED GARDEN

Design: Peter Bysted
Finish: Aluminium coloured or Corten coloured.
Fitted with built-in LED

H 254mm with adapter

H 534mm with adapter

H 254mm without adapter

H 534mm without adapter



AJ 50 WALL

Design: Arne Jacobsen
Finish: White, Aluminium coloured or Black.
Fitted with built-in LED

D 349mm



FLINDT BOLLARD

Design: Christian Flindt
Finish: Aluminium coloured or Corten coloured.
Fitted with built-in LED

H 800mm with baseplate

H 1100mm with baseplate

H 1100mm for in-ground installation



AJ EKLIPTA

Design: Arne Jacobsen
Finish: Opal glass

Ø 350mm, D 100mm

Ø 450mm, D 100mm



FLINDT GARDEN

Design: Christian Flindt
Finish: Aluminium coloured or Corten coloured.
Fitted with built-in LED

H 345mm with adapter

H 695mm with adapter

H 345mm without adapter

H 695mm without adapter



FLINDT WALL

Design: Christian Flindt
Finish: Aluminium coloured, White or Corten coloured.
Fitted with built-in LED

Ø 200mm, D 60mm

Ø 300mm, D 80mm

Ø 400mm, D 100mm



PH 3-2½ BOLLARD

Design: Poul Henningsen
Finish: Black

H 909mm



ALBERTSLUND WALL

Design: Jens Møller-Jensen
Finish: Galvanized, White or Grey

D 415mm: Galvanized, short arm

D 415mm: White or Grey short arm

D 515mm: Galvanized, long arm

D 515mm: White or Grey, long arm





NYHAVN WALL

Design: Alfred Homann and Ole V. Kjær
Finish: Brushed copper or White

D 445mm: White
D 445mm: Copper



SKOT

Design: LK as
Finish: Aluminium coloured or graphite.
Fitted with built-in LED

D 155mm, Ø 239mm



PH 3-2½ WALL

Design: Poul Henningsen
Finish: Black

D 336mm



PH WALL

Design: Poul Henningsen
Finish: Copper, brushed

D 505mm



TOLDBOD WALL

Design: Louis Poulsen A/S
Finish: Aluminium coloured or Black

D 267mm, Ø 155mm
D 345mm, Ø 220mm





LOUISPOULSEN.COM

louis poulsen

ESTABLISHED 1874